

Creating a “Yahoo! Groups” Account

The following document takes you step by step through the process of creating a Yahoo! Groups account. Where possible, we have provided screen shots of the process. Note, however, that information in fields in these screen shots are examples of the appropriate information, not the information you yourself must fill in!

If, at any stage, you have any problems, either contact Yahoo! Direct, or email us at pbm@harlequingames.com for advice.

Step 1

- Click on the following link: <http://groups.yahoo.com/>

Step 2

- Click on the “Sign Up” link, as seen at the bottom of the screen below.



Step 3

- The link will take you to a form (shown below) which you need to fill in.
- Fields marked with a yellow * must be completed.
- Note that your “alternate email” is your main email address (Yahoo assume you will create and use their Yahoo email address as a primary address, but you do not have to do so).
- Also, you do not need to create a free Yahoo email account, so you can leave that box unchecked.
- When you have completed the form, click on the “I Agree” button at the bottom of the page to continue.

Yahoo! Registration - Microsoft Internet Explorer

Bestand Bewerken Beeld Favorieten Extra Help

Vorige Zoeken Favorieten

Adres https://edit.yahoo.com/config/eval_register?.intl=us&new=1&.done=http%3A//games.groups.yahoo.com/group/ir4vol/members&.src=ygrp&.v=0

YAHOO! GROUPS [Yahoo! - Help](#)

Already have an ID or a Yahoo! Mail address? [Sign In.](#)

Fields marked with an asterisk * are required.

Create Your Yahoo! ID

* First name:

* Last name:

* Preferred content: ?

* Gender:

* Yahoo! ID:
ID may consist of a-z, 0-9, underscores, and a single dot (.)

* Password:
Six characters or more, capitalization matters!

* Re-type password:

Yahoo! Mail: Create my free Yahoo! email address.
Your address will be the ID you've chosen followed by @yahoo.com.

If You Forget Your Password...

* Security question:

* Your answer:
Four characters or more. Make sure your answer is memorable for you but hard for others to guess!

* Birthday: ?

* ZIP/Postal code:

* Alternate email: ?

Customizing Yahoo!

Industry:

Title:

Specialization:

Verify Your Registration

* Enter the code shown: [More info](#) ⓘ
This helps Yahoo! prevent automated registrations.

XV6BX

Terms of Service

Please review the following terms and indicate your agreement below. [Printable Version](#) ⓘ

1. ACCEPTANCE OF TERMS
 Yahoo! Inc. ("Yahoo!") welcomes you. Yahoo! provides its service to you subject to the following Terms of Service ("TOS"), which may be

By clicking "I Agree" you agree and consent to (a) the Yahoo! [Terms of Service](#) and [Privacy Policy](#), and (b) receive required notices from Yahoo! electronically.

Code verification technology developed in collaboration with the [Captcha Project](#) at [Carnegie Mellon University](#).
 Copyright © 2005 Yahoo! Inc. All rights reserved. [Copyright/IP Policy](#) [Terms of Service](#)
 NOTICE: We collect personal information on this site.
 To learn more about how we use your information, see our [Privacy Policy](#)

Gereed Internet

Step 4

- You will be taken to the page below. Print out the page for future reference if you wish, then click on "Continue to Yahoo! Groups" to continue.

YAHOO! GROUPS [Yahoo! - Help](#)

Registration: Please Activate Your Account

A confirmation message has been sent to the Email Address you provided. Please read the email and follow the instructions to fully activate your account.

We also recommend that you [print out this page](#) for future reference.

Your Yahoo! ID:
john_doe_legends

Your Alternate Email:
john@doe.com

▲ If you do not verify your email address now, you will be prompted again the next time you sign in to Yahoo!.

How to verify your alternate email address:

1. Check your email at the following address for a message from "Yahoo! Member Services":
john@doe.com
2. Click the link labeled "Important!" in this email to return to Yahoo!.
3. You may be asked to enter your password when you return to Yahoo!.

If you forget your password you will be asked for the following information.	Security Question: What is your favorite pastime?	Date of Birth: January 01, 1980
	Your Answer: Playing Legends	ZIP/Postal Code: 12345


Your Marketing Preferences: Select and customize the categories of communications you receive about Yahoo! Products and services. You can also choose to opt-out of each. [Edit Marketing Preferences](#)

[Click here to make Yahoo! Your Home Page](#) [Continue to Yahoo! Groups](#)

Copyright © 2005 Yahoo! Inc. All rights reserved. [Copyright/IP Policy Terms of Service](#)
NOTICE: We collect personal information on this site.
To learn more about how we use your information, see our [Privacy Policy](#)

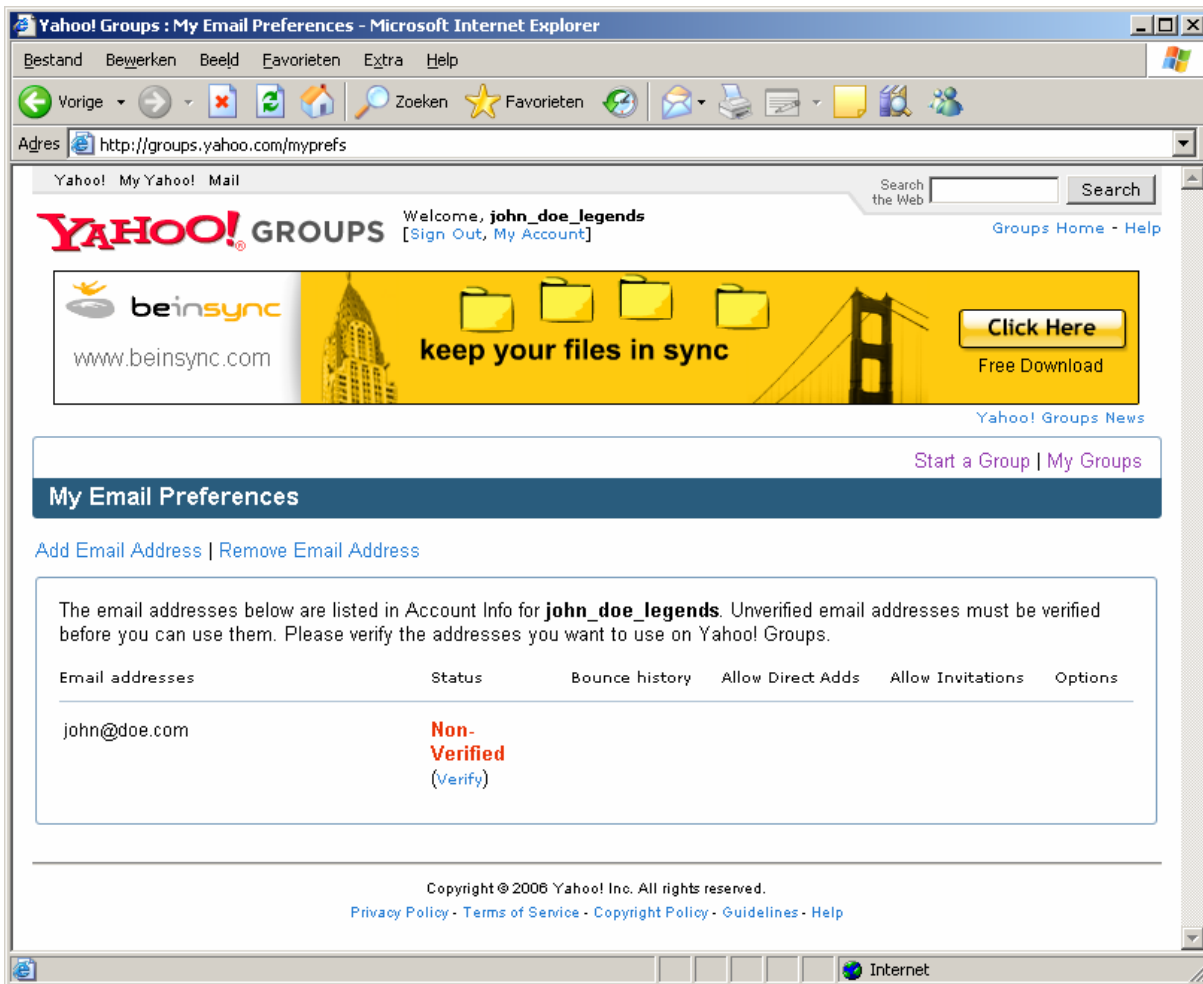
Step 5

- Now you need to verify your email address. To do this, first click on the “Go to My Email Preferences” link.



Step 6

- Then press the “(Verify)” link, shown beneath the red text saying “Non-verified”.



Yahoo! Groups : My Email Preferences - Microsoft Internet Explorer

Bestand Bewerken Beeld Favorieten Extra Help

Vorige Zoeken Favorieten

Adres <http://groups.yahoo.com/myprefs>

Yahoo! My Yahoo! Mail

Welcome, **john_doe_legends**
[Sign Out, My Account]

Search the Web Search

Groups Home - Help

beinsync
www.beinsync.com

keep your files in sync

Click Here
Free Download

Yahoo! Groups News

Start a Group | My Groups

My Email Preferences

[Add Email Address](#) | [Remove Email Address](#)

The email addresses below are listed in Account Info for **john_doe_legends**. Unverified email addresses must be verified before you can use them. Please verify the addresses you want to use on Yahoo! Groups.

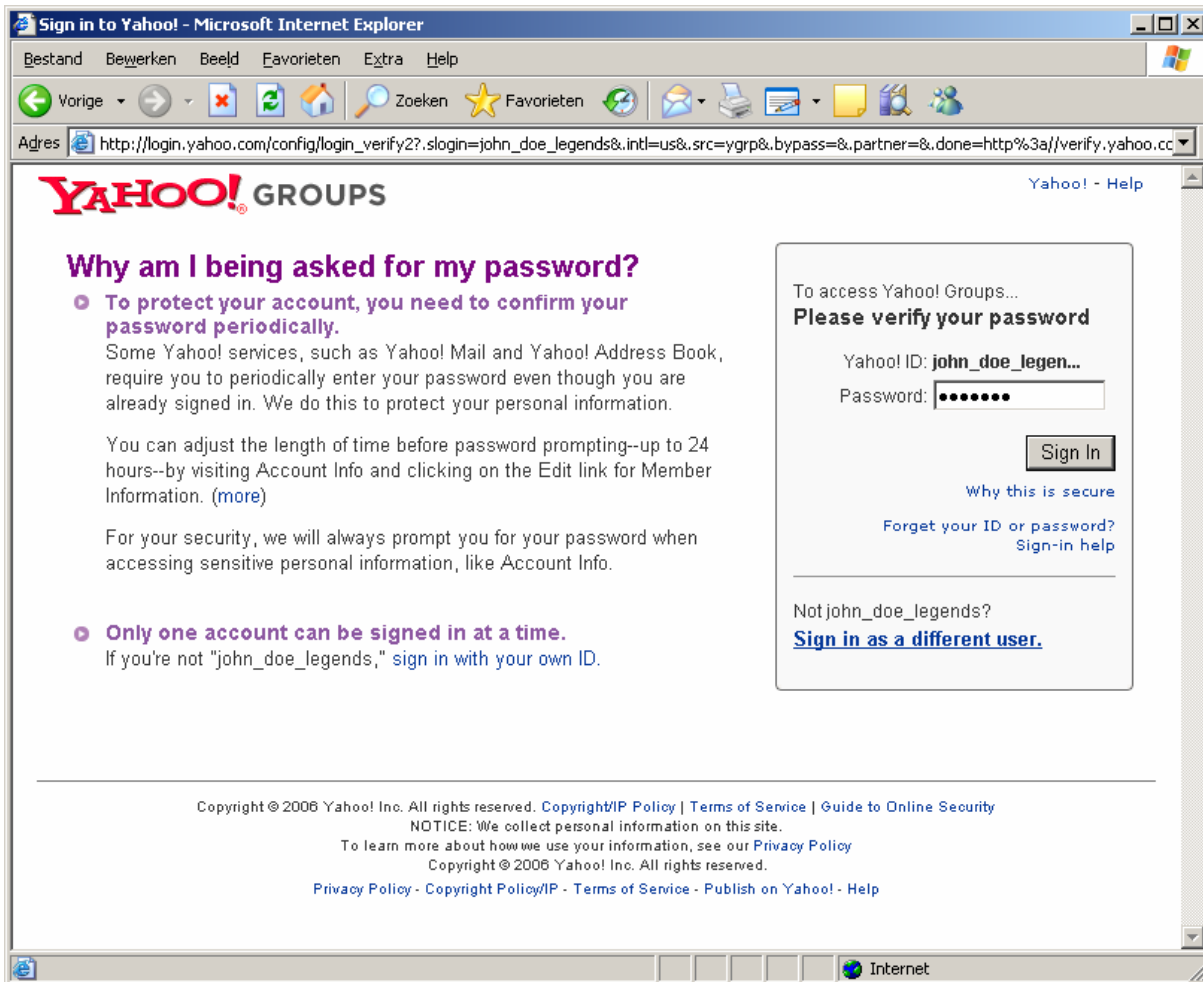
Email addresses	Status	Bounce history	Allow Direct Adds	Allow Invitations	Options
john@doe.com	Non-Verified (Verify)				

Copyright © 2006 Yahoo! Inc. All rights reserved.
[Privacy Policy](#) - [Terms of Service](#) - [Copyright Policy](#) - [Guidelines](#) - [Help](#)

Internet

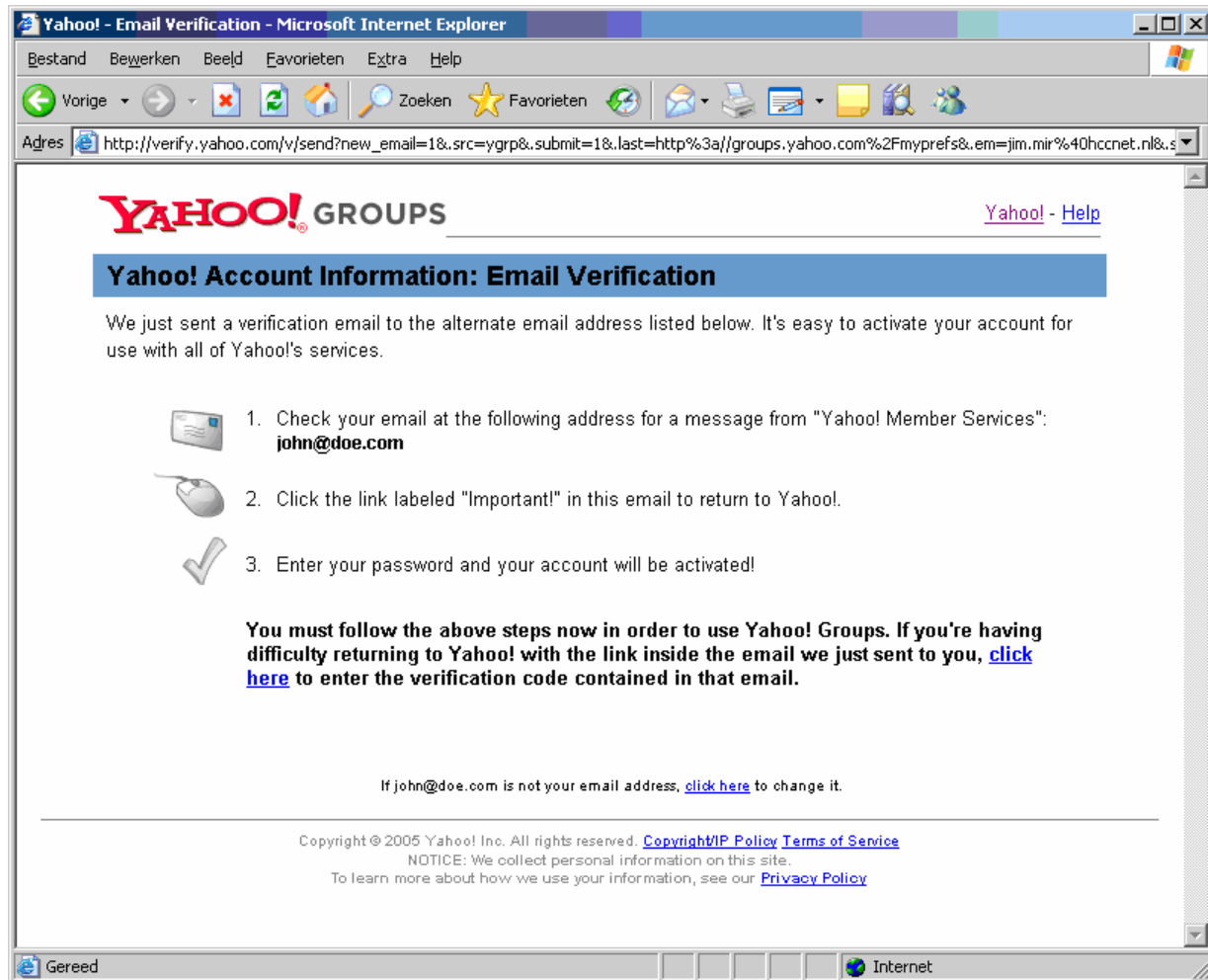
Step 7

- You will then be prompted for the password you gave when you created your account. Enter the password and click on the “Sign In” button.



Step 8

- You will now have been sent an email containing a verification code (shown on the following page). This code must be entered in the verification page, which can be reached in one of three ways:
 - You can click on the “Click Here” link on the website page you are on.
 - You can click on the “Important: please click here to verify the email address for your account” link in the email that you have been sent.
 - You can paste the address given in the email into your web browser.



The e-mail you've received will look something like this:



[Help](#)

Do not reply to this message. If this account doesn't belong to you, please follow the instructions at the end of this email.

Verify Your Email Address

Please confirm that this is your email address. Click on the link below and then enter your Yahoo! password into the form.

Important! Please click here to verify this email address for your account.

Your Yahoo! ID: **john_doe_legends**
Your Email Address: **john@doe.com**

Email verification helps make Yahoo! safer and more enjoyable for everyone.

If you can't click on the sentence labeled "Important!" above, you can also verify your email address by cutting and pasting (or typing) the following address into your browser:

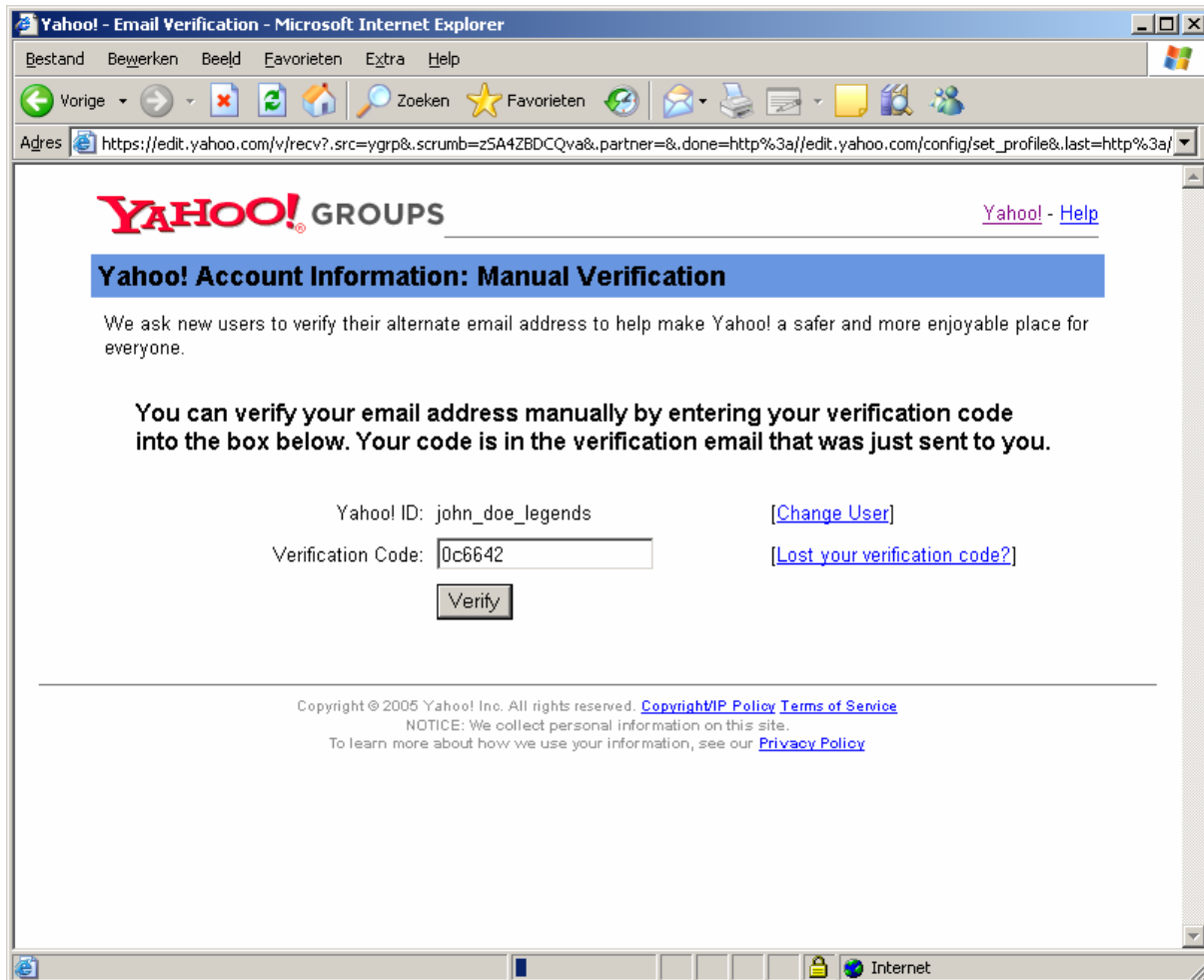
<http://edit.yahoo.com/w/recv?0c6642>

For your records, your verification code is: 0c6642

-
- **Policies:** Please remember that your use of Yahoo! products and services is subject to the Yahoo! [Terms of Service](#) and [Privacy Policy](#).
 - **Maintaining Your Account:** Please [update your email address](#) whenever it changes so we can help with any account access issues. (You will be asked to sign in first.) Or, sign in to Yahoo!, go to Account Information, click the Edit button next to Member Information, and you will be able to change your alternate email address(es)."
 - **Not Your Account?:** If this email is in reference to a Yahoo! account not created or used by you, please [click here](#).

Step 9

- Finally, enter the verification code in the verification screen, and click on the “Verify” button. To avoid any chance of error, we recommend using the Copy and Paste functions to copy the code from your email and paste it into the web page..



This completes the creation of your yahoo groups account!